

1 hour

English Paper 1

Stage 3

Name

Additional materials: None

READ THESE INSTRUCTIONS FIRST

Answer **all** questions in the spaces provided on the question paper.

You should pay attention to punctuation, spelling and handwriting.

The number of marks is given in brackets at the end of each question or part question. The total number of marks for this paper is 50.

Suggestions for how long to spend on each section are given in the booklet.

For Teacher's Use	
Page	Mark
1	
2	
3	
4	
5	
6	
7	
8	
9	
10	
11	
Total	

Section A: Reading

For
Teacher's
Use

Spend 20 minutes on this section.

Read the text below. Then use the information in the text to answer the questions.

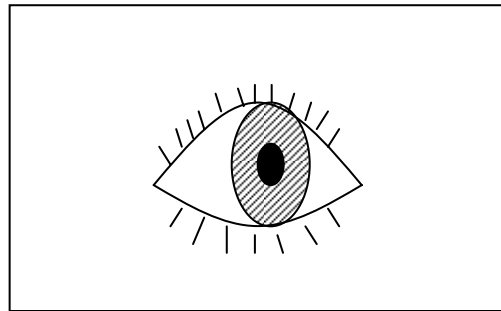
Sight

We use our two eyes to see. Sight is one of our five senses. We use our senses to find out about our surroundings. As soon as you wake up in the morning, you open your eyes. What do you see as you look around?

Our eyes

Look at your eyes in a mirror. Can you see the dark spot in the middle of each eye? This is called the pupil.

The coloured part of the eye is called the iris. Most people have irises that are blue, grey, green, hazel or brown.



5

10

How do we see?

We need light to see. Light passes through the pupil to the back of the eye. There, a part of the eye called the retina detects the light. Then it sends a message to the brain.

In dim light, the pupil is large so lots of light can enter the eye. In bright light, the pupil is small to stop too much light entering.

15

Seeing in colour

People can see in colour, but many animals see only in black and white and shades of grey. However, we can only see colours when there is plenty of light. Most people who are colour-blind have difficulty seeing the difference between red and green colours.

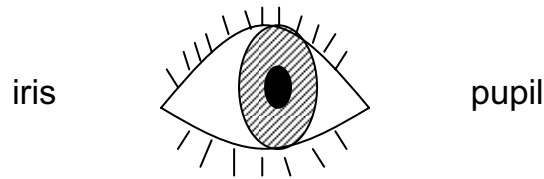
20

Use the text *Sight* to answer the questions.

1 What do you use to see?

..... [1]

- 2 Draw lines from the words to label the diagram.

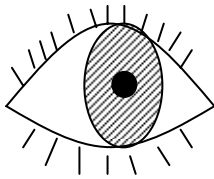


[1]

- 3 According to the text, what do you do as soon as you wake up in the morning?

..... [1]

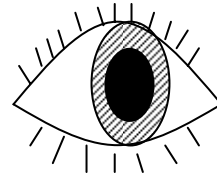
- 4 Re-read the section **How do we see?**
Draw **one** line from **each** eye to match the kind of light.



no light

dim light

bright light



[2]

- 5 Look at the whole text *Sight*.

Tick (✓) the sentence which says what the text *Sight* is about.

It tells you how to look at things.

It is about things a person saw.

It is about how colour-blind people see.

It tells you about how people see.

[1]

6 The writer names different parts of the eye.

Add to this list **one** more part of the eye **that is in the text**.

pupil, iris,

[1]

This text is from a different book. Read it and then answer the questions.

Your Senses

Your senses let you know about what is happening in the world around you. You need your senses to do things such as run, dance and eat.

Hearing

Hearing is being able to listen to sounds with your ears.

Sight

Sight is being able to see everything around you. You use your eyes to see.

Smell

Your sense of smell lets you pick up different scents from the air around you.

Taste

Taste is the sense which enables you to tell the flavours of your food and drink. After your food and drink have been mixed with saliva in your mouth, the taste of them is picked up by tiny groups of cells called taste buds.

Touch

Touch is the sense which lets you feel things when they come into contact with your skin. You can do this because nerves in your skin send messages to your brain about the object you are touching.

Use the text *Your Senses* to answer the questions.

7 How many senses do you have?

..... [1]

8 List **two** things **from this text** you need your senses for.

- 1
- 2 [1]

9 Tick (✓) **two** boxes which are **true**.

You use your nose to see.

You need saliva to taste your food.

Your senses tell you if you are happy.

You have nerves in your skin.

Your taste buds are in your brain.

[2]

10 You are lying in bed in a dark room.

Which senses can you use to find out about what is around you?

List **two** senses.

- 1
- 2 [1]

11 (a) Tick (✓) **one** box to show what this text is for. To give you:

instructions about using your senses

poems about your senses

information about your senses

a diary about using your senses

[1]

- (b) Draw lines to match each **feature** with an **example from the text**.
One is done for you.

*For
Teacher's
Use*

Feature	Example from the text
heading	Hearing
sub-heading	Your Senses
main text	Your senses let you know about what is happening in the world around you.
introduction	Sight is being able to see everything around you.

[2]

BLANK PAGE

Now turn the page to answer the next questions.

Section B: Writing**Spend 25 minutes on this section.***For
Teacher's
Use***12** Both of the reading texts are from information books.Write your own information text for a book which has the title **The Human Body**.

You could write about:

- different things you can do with your hands or feet
- ways in which you can use your face
- how bones or muscles make us strong
- something else that you know about the human body.

Do **not** write about the five senses.**PLANNING**Spend **up to 5 minutes** making notes in the box to plan your information text.
Purpose and Audience [6] Punctuation [2] Text Structure [5] Spelling [2] Sentence Structure [5]

Write your information text here.

*For
Teacher's
Use*

A series of horizontal dotted lines for writing, spanning the width of the page.

Section C: Grammar, Punctuation and Vocabulary

*For
Teacher's
Use*

Spend 15 minutes on this section.

13 Add **one** full stop and **one** capital letter to make two sentences.

You need your eyes to see you need your ears to hear. [1]

14 Draw lines to show the kind of word that is underlined in each sentence.

Sight is one of our main senses. verb

Many animals see only in black and white. noun

We see colours when it is light. adjective

[2]

15 Replace the underlined noun phrase with a pronoun.

Your eyelids keep your eyes clean by blinking. Your eyelids blink about once every six seconds. [1]

16 Change these sentences from singular to plural. The first one has been done for you.

Singular

Plural

A dog sees in black and white. Dogs see in black and white.

He sniffs the air.

It is a loud sound.

[2]

17 Underline all the words that Ben spoke.

“I like the taste of these apples,” said Ben to his Mum. “They smell good too.” [2]

18 Add a verb to complete this sentence.

Your ears on the sides of your head. [1]

19 (a) Choose a word to join the sentences.

Most people can see 10 000 different colours some people can't see as many colours. [1]

(b) Draw lines to join the parts to make good sentences.

You have liquid in your ear
but

we need them to hear.

The smallest bone in your
body is in your ear and

it is not for drinking.

Ears are useful because

it is about 2.5mm long.

[2]

20 Write the full form of these words. The first one has been done for you.

Short form	Full form
I'm	I am
it's	
we're	
can't	

[2]

21 Re-read this sentence from the text *Your Senses*.

Taste is the sense which enables you to tell the flavours of your food and drink.

Write a different word that means the same as **enables**.

enables:

[1]

BLANK PAGE

Copyright Acknowledgements:

Section A © ed.Bridget and Neil Ardley; Sally Morgan; *Sight; The Oxford Children's A-Z of The Human Body*; Oxford University Press; 1996.

Permission to reproduce items where third-party owned material protected by copyright is included has been sought and cleared where possible. Every reasonable effort has been made by the publisher (UCLES) to trace copyright holders, but if any items requiring clearance have unwittingly been included, the publisher will be pleased to make amends at the earliest possible opportunity.

University of Cambridge International Examinations is part of the Cambridge Assessment Group. Cambridge Assessment is the brand name of University of Cambridge Local Examinations Syndicate (UCLES), which is itself a department of the University of Cambridge.